

## PRO REPORTS

### Enterprise grade fuel management reporting

Never stress about fuel reporting or management again, no matter how complex your organisation.

Our global customers enjoy the ease of fully automated fuel reports and real-time tank monitoring. Save time and resources by simplifying your fuel management and reporting processes.



#### Totals Reports

Easily find the total amount of fuel used by every vehicle or driver within a specific time period.

Set-up a Totals Report to be emailed with total fuel usage aggregated into simplified summaries.

The screenshot shows the configuration for a Totals Report. It includes dropdown menus for 'Totals By' (Driver Name) and 'Then By' (Description). The 'Period' is set to 'Current Month' with a date range from '1 Jul 2019' to '31 Jul 2019'. There are options for 'Time' (00:00) and 'Same Day' or 'Previous Day'. A 'Filter' section allows selecting 'Driver Name' from a list including Bob Thomas, Dave, James, and Michael. Below this, there are 'Scheduling' options to 'Enable' the report, a 'Frequency' dropdown, and a 'Mail To' field for email addresses. At the bottom, there are buttons for 'View', 'Export' (with a CSV dropdown), 'Save Report' (with a 'Report name' field), and 'Save'.

#### Smart Tanks

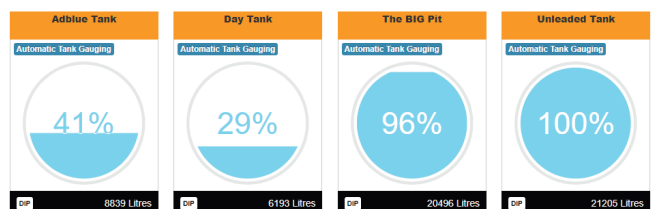
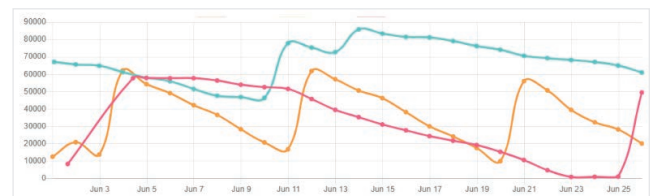
The Smart Tanks feature works with existing tank gauging, providing reports with clear trend graphs so you can quickly assess your tank levels and fuel usage.

Don't have tank gauging in your tanks?

No hardware necessary; use our system to track fuel in your tanks.

The Smart Tanks feature will track tank levels for you by automatically debiting fills done from an associated SmartFill, adding manual deliveries and recalibrating the level when a manual dip is performed.

It will notify you of low and high alarms and advise you when a manual dip is required.



## Reconciliation Reports

Reconcile your actual tank levels against calculated levels with ease.

You can also schedule the report to be emailed to you every week or month.

Site: **Cek Farm**

Tank	Opening Dip	Deliveries	Transactions	Closing Dip	Calculated Dip	Variance	%	Notes
1	7892	0.00	499.54	7441	7392	49	0.65	
<b>Total</b>		<b>0.00</b>	<b>499.54</b>					

Site: **Murphy Creek Farm**

Tank	Opening Dip	Deliveries	Transactions	Closing Dip	Calculated Dip	Variance	%	Notes
1	1971	10000.00	5684.98	6241	6286	-45	-0.72	
<b>Total</b>		<b>10000.00</b>	<b>5684.98</b>					

Site: **Camano Farm**

Tank	Opening Dip	Deliveries	Transactions	Closing Dip	Calculated Dip	Variance	%	Notes
1	10593	0.00	0.00	10624	10593	31	0.29	
<b>Total</b>		<b>0.00</b>	<b>0.00</b>					

## Consumption Reports

Use your existing odometer or hourmeter refuelling data.

Automate this time-consuming task and monitor fuel consumption of your fleet on a per trip or monthly basis.

Simple filters allow you to choose which vehicles/plant are included in the report.

**Consumption**

Report Period: **Sat 1 Jun 2019 - Sun 30 Jun 2019** Export summary New! Export All Report Data

	Key / Code	Site Name	Vehicle Number	L/100km	Litres / Hour
>	0E101316	Clontarf	149	39.05	N/A
>	0EA21216	Clontarf	128	40.66	N/A
>	0EA31416	Clontarf	124	40.20	N/A
>	0EF90F16	Clontarf	123	38.59	N/A
>	1BFE05E1	Clontarf	130	39.11	N/A
>	1E3B1216	Clontarf	141	42.82	N/A
>	1E3E0416	Clontarf	146	37.37	N/A
>	1EBE0316	Clontarf	147	38.07	N/A
>	2E260816	Clontarf	110	46.70	N/A
>	2E9E0D16	Clontarf	135	43.02	N/A
>	2EB40D16	Clontarf	150	38.59	N/A
>	2EB60D16	Clontarf	129	40.24	N/A
>	2EB90F16	Clontarf	120	41.49	N/A
>	2ED00D16	Clontarf	148	37.48	N/A
>	2EF90116	Clontarf	105	3.06	N/A
>	3B5914E1	Clontarf	154	38.79	N/A
>	3E210116	Clontarf	117	44.02	N/A
>	3EE8FE15	Clontarf	139	39.63	N/A
>	4E0B1316	Clontarf	138	40.17	N/A

## Transaction Reports

Automate downloading your transactions using a range of export filters.

Set up which transactions you want to receive and have them automatically emailed to you daily, weekly or monthly.

Period: Previous Month | From: 1 Jun 2019 | to: 30 Jun 2019

Filter: Litres < | Time < | Add a filter

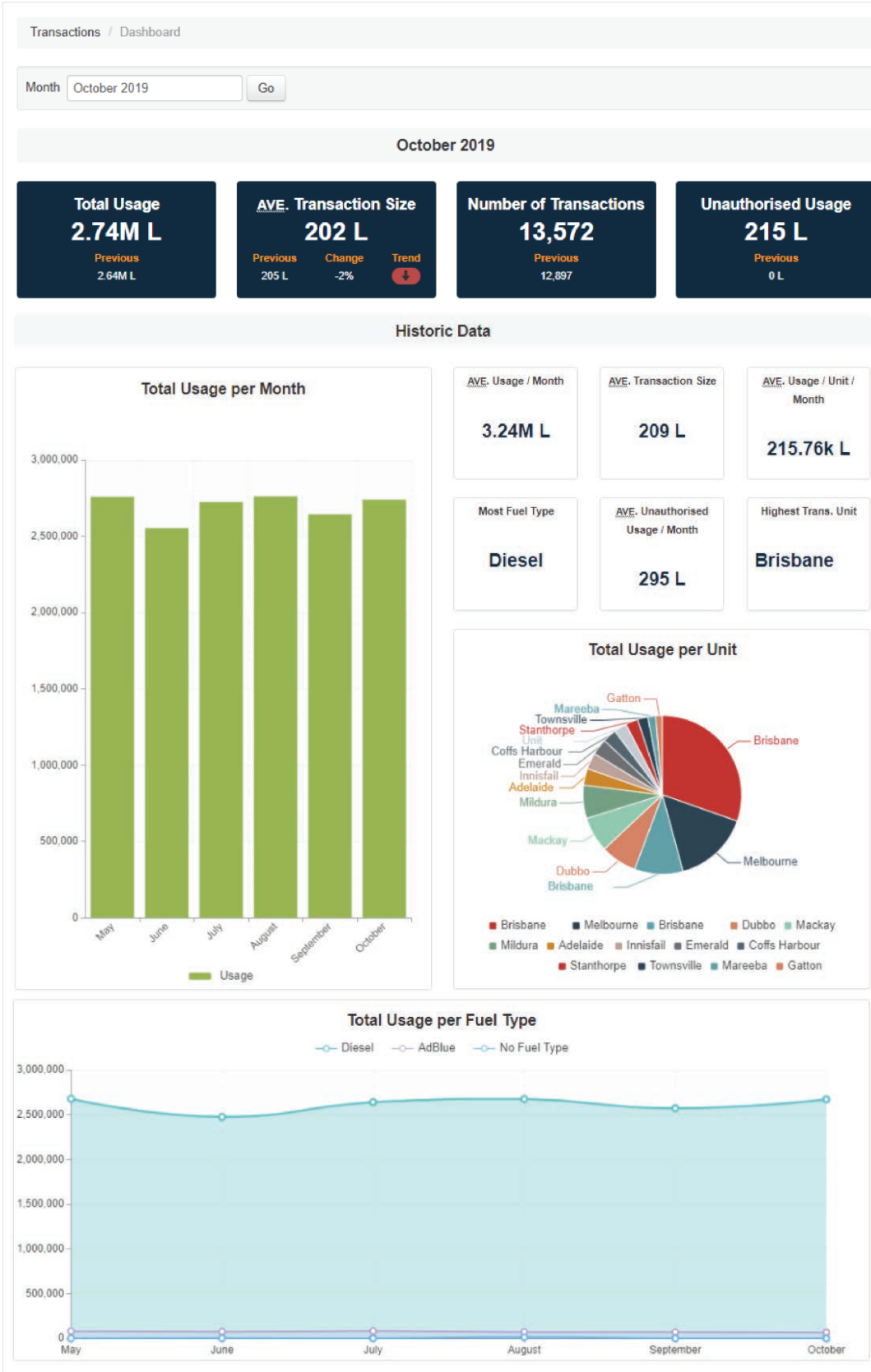
Scheduling:  Enable

Frequency: | Mail To: email addresses

View | Export | CSV | Save Report | Report name | Save

## Dashboard

Master your fuel data in real time and drill down where needed or create an instant report.



## Inclusions

- **Retain all standard features and data access**

- **Gain:**

- Totals Reports
- Reconciliation Reports
- Service Reports
- Tank Level Reports
- Consumption Reports
- Trip Consumption Reports
- The ability to automatically send ALL transactions to an email address on a chosen schedule.

- **Pro Reports now come with graphical displays of important data:**

- Quick visual access to usage trends and tank volumes.

- **Dashboard:**

- With the addition of the Dashboard that is only available with Pro Reports, at a glance you can see your current month, or a month of your choice, against historical data from the last 6 months.

- **Smart Tanks:**

- With no hardware required, you can keep track of you tank's current volume with the ability to add deliveries and daily manual dips to your virtual tanks and have the system subtract fuel usage recorded by transactions and inflow/outflow meters.
- Alarms for set tank levels will be available with Smart Tanks just as they are with tanks monitored by sensors and an ATG system, but without the associated costs.
- The accuracy of the Smart Tank volumes will be dependent on the accuracy of the manual dips and entered deliveries, against the calibration of the transactions subtracted.



### Reports and Data

Automatically available via a web browser anywhere, anytime.